

CSP DOT Series Specification

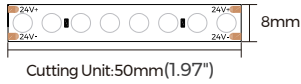

PD160

24V-8mm



【General description】

- Color consistency SDCM<3
- Max.180° beam angle light-emitting
- Free connecting by soldering-free connectors
- Reel to reel production,few or no soldering joints
- Life longer than 60000H, Ta: -40~60°C; Tc: 75°C (max)
- UL/UACK/CE/ROHS/REACH certification



【Dimension】

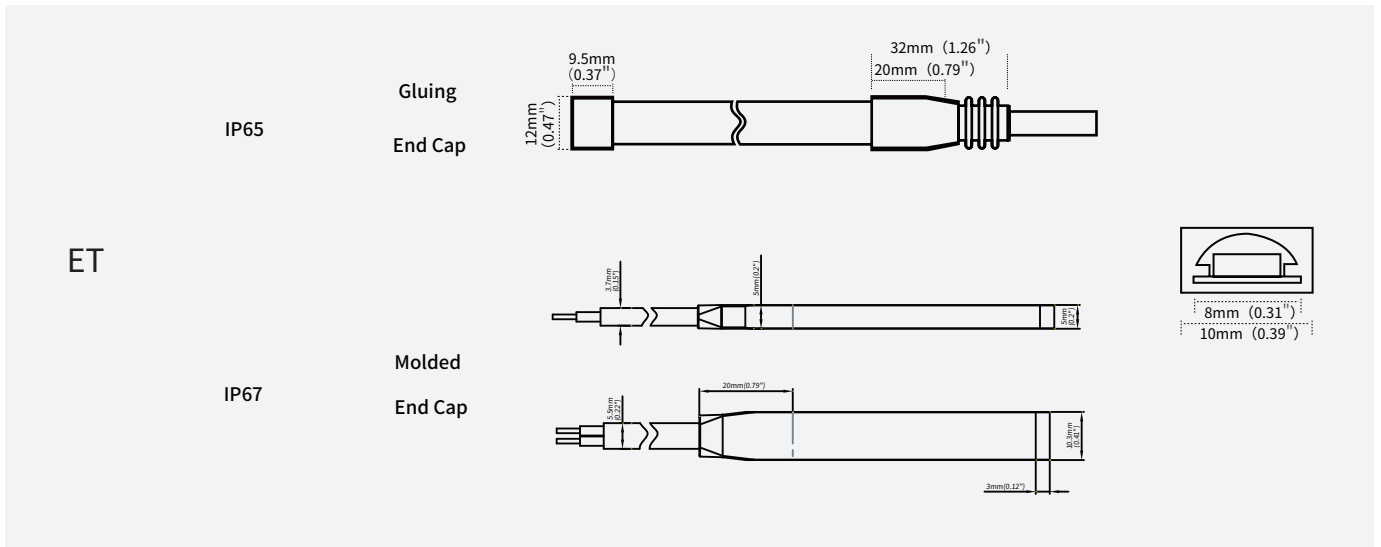
Input voltage: DC24V	Max.length: 5000mm(16.4')
CRI: 90	Cutting unit: 50mm(1.97")
Max.power: 15.9W(1m)	LED pitch: /
Power range: 12.9-15.9W(1m)	Min. bend diameter: Φ 60mm(2.36")
Rated current: 0.6A(1m)	Mounting: 3M tape
Typical Power: 14.4W(1m)	Copper foil: 3oz
tape IP: IP20/IP65/IP67	
On-off times: 10000 (test times)	
Warranty: 5 years indoors / 5 years outdoors	

【Photo-electric Parameters】




CRI	Color	CCT	Lumen(lm/m)	Lumen(lm/ft)	lm/W	ErP 2019
Ra>90	SW	2700K	1220	371	85	G
Ra>90	WW	3000K	1310	399	91	G
Ra>90	NW	4000K	1340	408	93	F
Ra>90	W	6500K	1370	417	95	F

- 1.The tolerance of output data can be vary up to 10%.
- 2.the output data tested according to IES TM-30-15.
- 3.the output data is based on IP20/lm/merter , data of 5m in only for reference.
- 4.IP protection process leads changes to size, CCT and luminous flux.












【IP process information】



【Electronic & output data】

IP Process	Picture	Picture description	Size	optional CCT/color for finished product	lumen output rate
NO	 NO/IP20	No proof	8mm*1.7mm	2700K/3000K/4000K/6500K	100%
NA	 NANO/IP65	Nano-proof	8mm*1.8mm	2700K/3000K/4000K/6500K	98%
ET	 ET/IP67	Extrusion tube	10mm*4.8mm	2700K/3000K/4000K/6500K	88%

[Accessories Information]

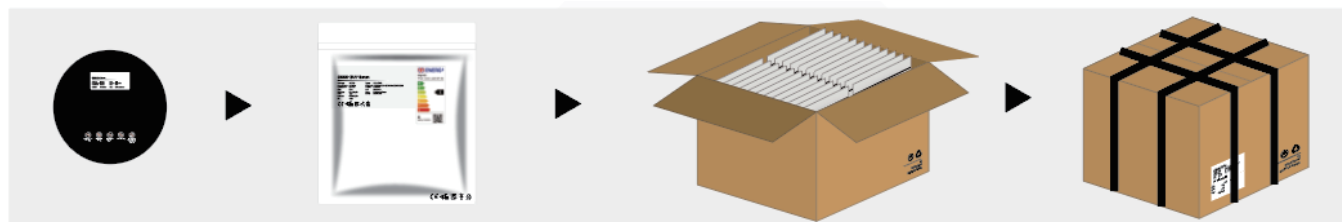
Name	Picture	Code	coding	description
Fixed Clip		94-02-00-0002	FSW08SA	Silicone clip, screw: PA 3*8mm, suitable for 8mm FPC,EF/ET strip
Silicone Plug Kit		94-02-00-0044	DT08EA-A	Silicone plug kit, suitable for 8mm board width, ET/EF series silicone extrusion light strip
Silicone stopper kit		94-02-00-0045	DW08EA-A	Silicone tail plug kit, suitable for 8mm board width, ET/EF series silicone extrusion light strip
Mounting groove		94-02-00-0024	CVT08EA-12100100	Transparent PVC mounting groove,suitable for 8mm FPC,silicone extruded EF/ET strip
Stopper glue		94-16-03010001	AS-PG-0003	Silicone gel,suitable for ET/EF/EG waterproof LED strip
ET solderless plug		94-03-00-0027	PT208-ETWA	Monochromatic light strip, 8mm board width, ET protection technology
ET press-fit terminals		94-03-00-0028	CBX208-ETWA020	Monochromatic light strip, 8mm board width, ET protection technology
ET press-fit terminal kit		94-03-00-0029	STBX208-ETWA020	Monochromatic light strip, 8mm board width, ET protection technology
Connector for wire and FPC		/	CXB208-DFTA	2PIN,wire to board(without wire),suitable for 8mm single color IP20 strips
Connector for FPC and FPC		/	CBB208-DFTA	2PIN,board to board,suitable for 8mm single color IP20 strips
L-connector for FPC and FPC		/	CBBL208-DFTA	2PIN,board to board(L shape),suitable for 8mm single color IP20 strips

【Packing】

Colors brand package



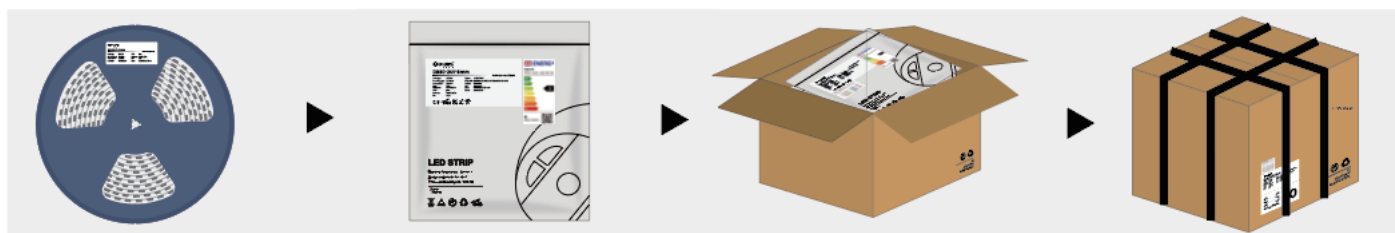
General customized package



IP Process	Product size(mm)	Product quantity (m/reel)	Product quantity (m/case)	Product net weight(kg)	Net weight per box(kg)	Gross weight(kg)	Package size (mm)
NO	5000*8*1.7	5	300	0.11	6.6	7.6	410*410*260
NA	5000*8*1.8	5	300	0.115	6.9	7.935	410*410*260
ET	5000*10*4.8	5	200	0.42	16.9	19.3	410*410*260

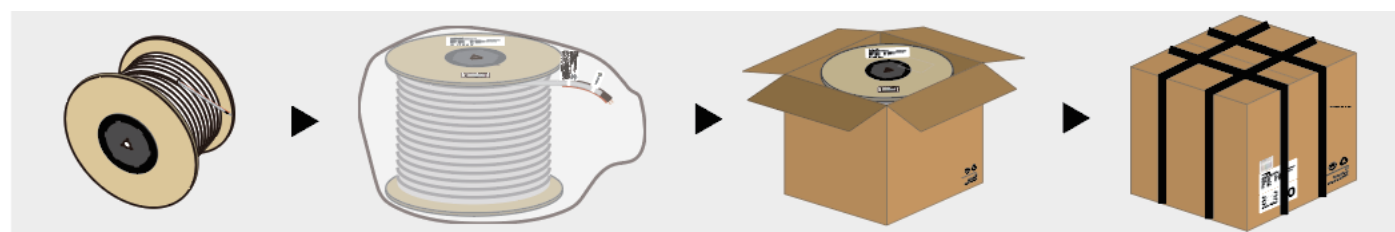
Remark: data with 10% tolerance

· Engineering packaging of NO(IP20).



· Engineering packaging

(free-soldering end caps with 40 cover per box could be ordered separately if needed)



IP Process	Product size(mm)	Product quantity (m/reel)	Product quantity (m/case)	Product net weight(kg)	Net weight per box(kg)	Gross weight(kg)	Package size (mm)
NO	50000*8*1.7	50	650	0.92	12.1	13	410*410*260
NA	50000*8*1.8	50	650	0.97	12.6	13.6	410*410*260
ET	50000*10*4.8	50	100	4.5	8.5	9	255*255*260

Remark: data with 10% tolerance

【Precautions】

- Please drive the led strip with 24VDC isolated power, and the ripple of the constant voltage source should be less than 5%.
- Please do not bend the strip into an arc with a diameter less than 60mm to ensure the longevity and reliability.
- Do not fold it in case any damage of LED beads.
- Do not pull the power wire hard to ensure the longevity. Any Crash may damage the LED light is prohibited.
- Please make sure the wire is connected to the anode and cathode correctly. The power output should be consistent with the voltage of the strip to avoid damage.
- LED lights should be stored in dry, sealed environment. Please only unpack it before usage. Ambient temperature: -25℃~40℃. Storage temperature: 0℃~60℃. Please use the strips without waterproof within indoor environment with humidity less than 70%.
- Please be careful during operation. Do not touch the AC power supply in case of electric shock.
- Please leave at least 20% power for the power supply during using to ensure there is enough power supply to drive the product.
- Do not use any acid or alkaline adhesives to fix the product (e.g.: glass cement).
- Do not scratch the product when IP process of the product is NA. Ultraviolet rays will damage the nano-layers on the product and seriously affect the life of the product.